

HD-SDI extender (USM-HDFB/C)

OVERVIEW

Unive HD-SDI extender increases transmission length of HD-SDI signaling using 1-Channel optical cable. Electrical-to-optical and optical-to-electrical conversion technology enables transmission length extending without any bulky cable and repeater. Transmission length is up to 2km for HD-SDI.



FEATURES

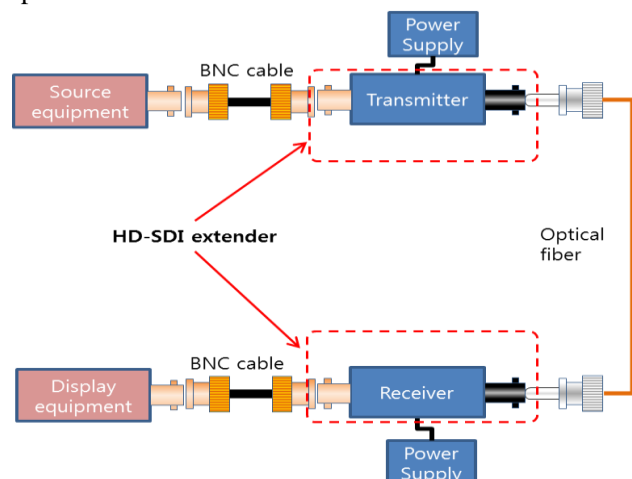
- Reliable 850nm VCSEL and GaAs PIN PD technology.
- Transmission length: up to 2km using 50um OM3 multimode fiber at HD-SDI Signal
- Supports video pathological pattern transmission.
- Supported data rate: HD-SDI(SMPTE-292M) and SD-SDI(SMPTE-259M)
- BNC connector for electrical in-out.
- ST connector for optical in-out.
- Power supply : DC 5V only (USB), DC 12V&AC24V (Terminal block)

APPLICATIONS

- Broadcast video applications, Digital Video Records(DVR)
- Surveillance / CCTV cameras, Digital Video displays

BLOCK DIAGRAM

Connection example



CHARACTERISTICS

ABSOLUTE MAXIMUM RATINGS

Parameters		Symbol.	Min.	Max.	Unit
Storage temperature		T_{sto}	-30	+80	°C
Supply voltage	DC 5V type	V_{CC_DC}	-0.5	6	V
	DV12V & AC24V type	V_{CC_DC}	-43	43	V
		V_{CC_AC}	0	30	V
Operating temperature range		T_{op}	-20*	+70	°C

* -20~70 °C temperature range is 1.5Km Transmission length. 2Km Transmission length operate 0~70°C

RECOMMENDED OPERATING CONDITIONS

Parameters		Symbol.	Min.	Typ.	Max.	Unit
Supply voltage	DC 5V type	V_{CC_DC}	4.5	5	5.5	V
	DV12V & AC24V type	V_{CC_DC}	10	12	40	V
		V_{CC_AC}	20	24	28	V

TRANSMITTER ELECTRICAL AND OPTICAL CHARACTERISTICS

Parameters	Symbol.	Min.	Typ.	Max.	Unit
Input signal	SMPTE 292M/259M				
Supply current of USM-HDFC @ DC12V input	I_{CC_T}	80	88	97	mA
Single-ended voltage swing	V_{IN}	700	800	1,200	mV _{P-P}
Single-ended input impedance	R_{IN}		75		Ohm
Average optical output power	P_o	-8	-5	-4	dBm
Optical output extinction ratio	ER		5		dB
Optical rise/fall time	t_{riseT}/t_{fallT}		200		ps
Optical output wavelength	λ_{OUT}	830	850	860	nm

RECEIVER ELECTRICAL AND OPTICAL CHARACTERISTICS

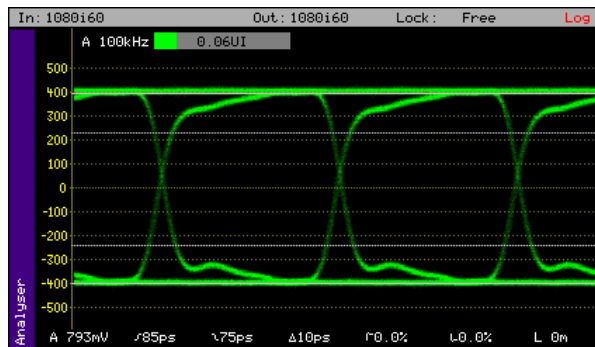
Parameters	Symbol.	Min.	Typ.	Max.	Unit
Output signal	SMPTE 292M/259M				
Supply current of USM-HDFC @ DC12V input	I_{CC_R}	62	69	76	mA
Single-ended voltage swing	V_{OUT}	740	800	860	mV _{P-P}
Data output rise/fall time	t_{riseR}/t_{fallR}		200		ps
Total jitter	TR_{jitter}		0.1	0.2	UI
Single-ended output impedance	R_{OUT}		75		Ohm

RECOMMENDED SPECIFICATIONS OF FIBER-OPTIC CABLES

Parameters	Conditions	
Fiber type	Glass Multi-mode Fiber	50/125um OM3
Effective modal bandwidth	$\lambda=850nm$	2000MHz·km
Fiber cable attenuation	$\lambda=850nm$	<2.5dB/km
No. of cable	ST/PC connector	Single Link

TYPICAL ELECTRICAL EYEDIAGRAM OF THE RECEIVER OUTPUT

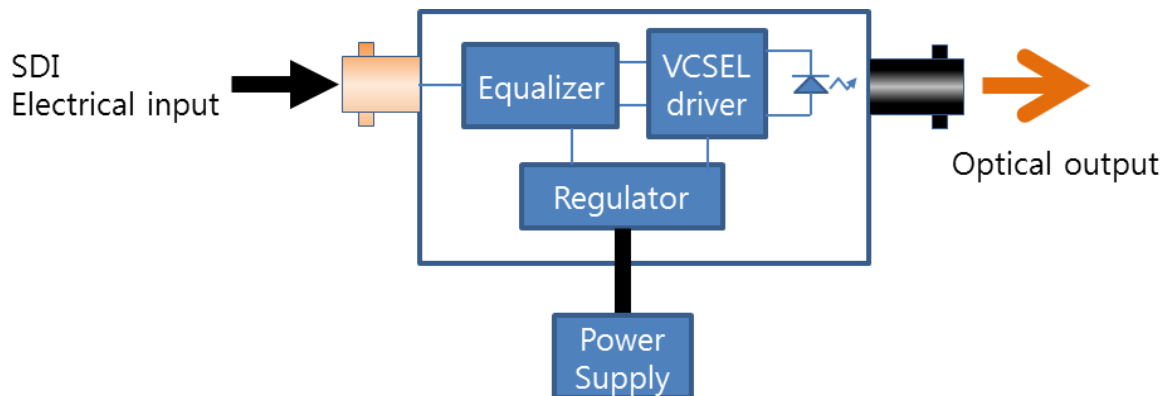
HD-SDI electrical output



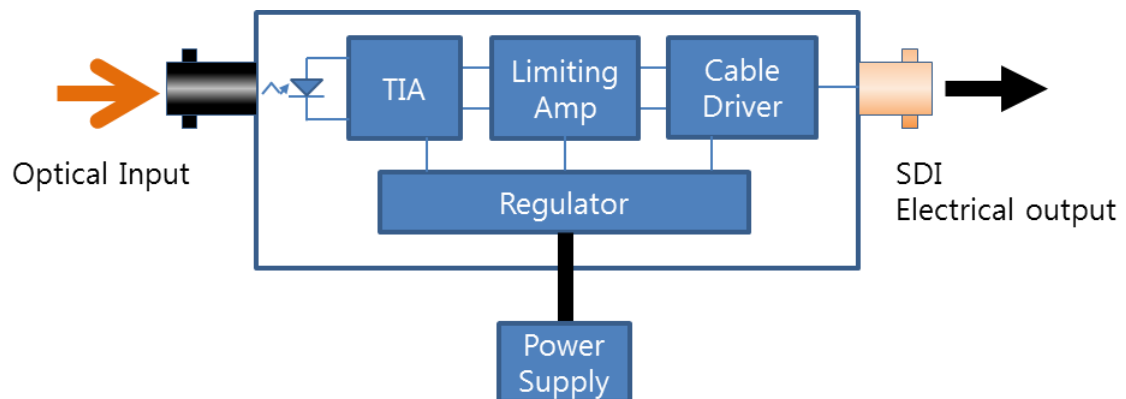
Input data pattern: pathological pattern

FUNCTIONAL BLOCK DIAGRAM

Transmitter



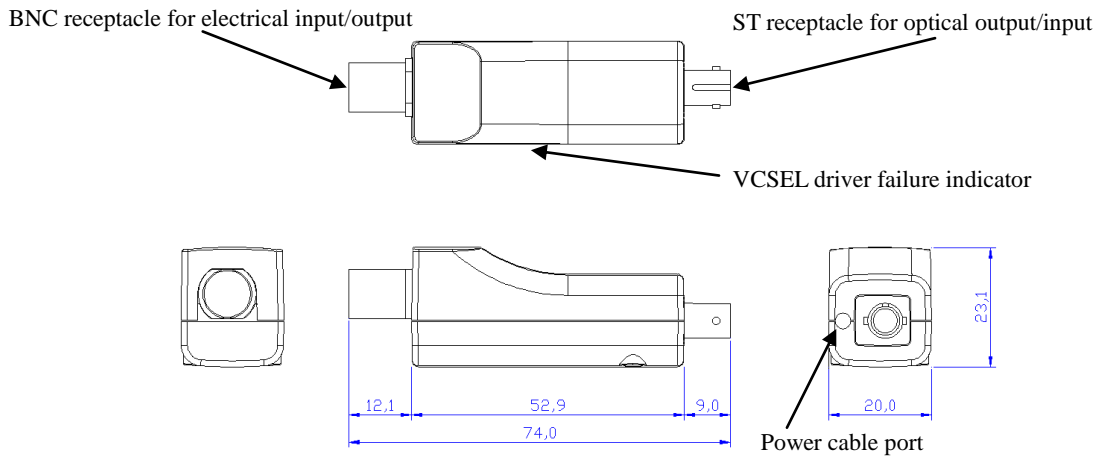
Receiver



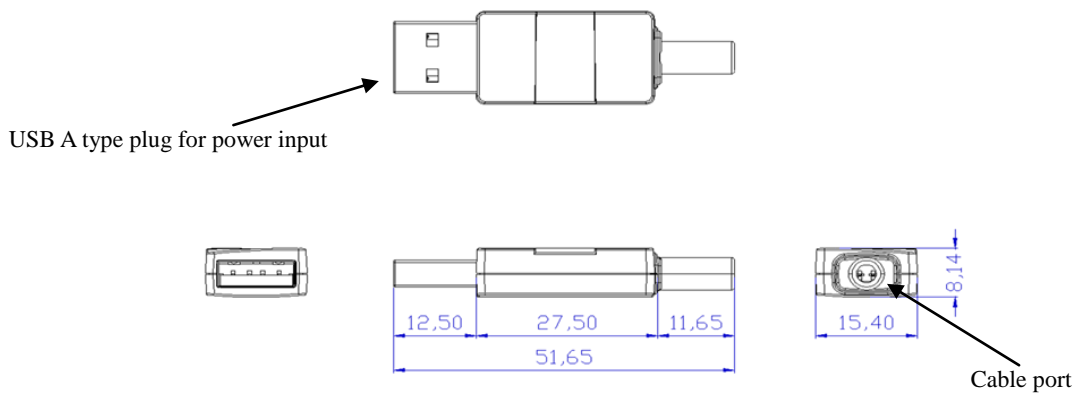
OUTLINE DRAWING

Unit: mm

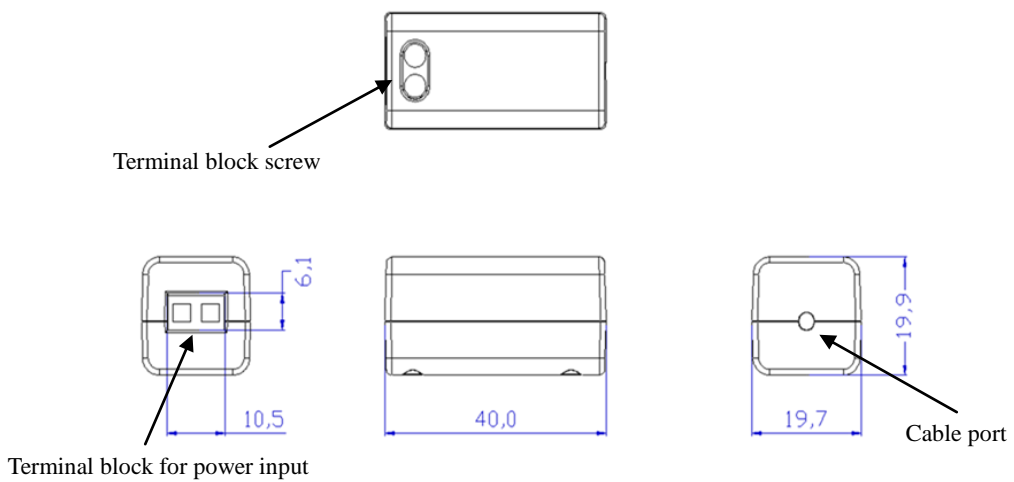
Main module



DC 5V Power

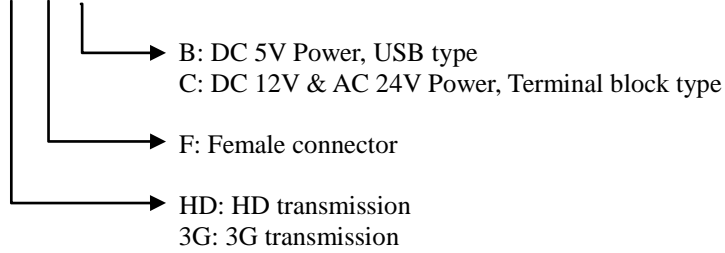


DV 12V & AC 24V Power



ORDERING INFORMATION

USM-xx FX



Product Inquiry

Korea, **Unive Co., Ltd.**
RM405, SUNTECHCITY 1, 474 Dunchon-daero,
Jungwon-gu, seongnam-si, Gyeonggi-do,
Korea 462-725
Phone: +82 (31) 706-2211
Fax: +82 (31) 706-7211

USA, **Unive, Inc.**
48389 Fremont Blvd., Suite 112
Fremont, CA 94538
USA
Phone: +1 (510)438-9595
Fax: +1 (510)438-9944

E-mail: sales@unive.com

Homepage: <http://www.univesolutions.com>